
	<b>BUYEGI ARCHBISHOP</b>	
<b>REGION: MWANZA</b>	<b>SCHOOL AVERAGE: 32.4</b>	<b>DISTRICT: MWANZA</b>
<b>SUBJECT AND GRADE PERFORMANCE ANALYSIS</b>		

SUBJECT RANKING			
ENGLISH	39.6	79%	1
CIVIC AND MORAL EDUCATION	37.5	75%	2
SOCIAL STUDIES	31.9	64%	3
SCIENCE	30.7	61%	4
KISWAHILI	28.9	58%	5
MATHEMATICS	25.7	51%	6

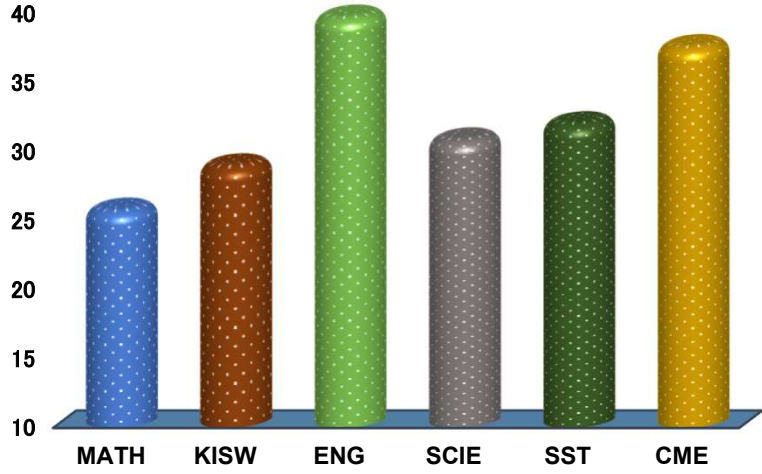
  

SUBJECT GRADE ANALYSIS					
SUBJECT/GRADE	A	B	C	D	F
MATHEMATICS	4	5	11	9	0
KISWAHILI	0	12	19	0	0
ENGLISH	14	16	1	0	0
SCIENCE	3	13	14	1	0
SOCIAL STUDIES	4	14	12	1	0
CIVIC AND MORAL	13	13	5	0	0

OVERALL GRADE ANALYSIS			
<b>A</b>	<b>4</b>	<b>31</b>	5%
<b>B</b>	<b>14</b>		17%
<b>C</b>	<b>13</b>		16%
<b>D</b>	<b>0</b>		0%
<b>F</b>	<b>0</b>		0%



**CHART SUBJECT ANALYSIS**



Subject	Score
MATH	26
KISW	29
ENG	40
SCIE	31
SST	32
CME	38

**BOYS VS GIRLS PERFORMANCE**

	<b>SAT</b>		<b>SAT</b>	<b>TOTAL</b>
	<b>13</b>		<b>18</b>	<b>31</b>
<b>36%</b>				
		<b>30%</b>		

SEATED	31	100%
ABSENTEES	0	0%
PASSED	31	100%
FAILED	0	0%

NO	NAME	SEX	MATH		KISW		ENG		SCI		SST		CME		TOTAL	AVG	GRADE	POS
1	DENIS ANDREW PASCHAL	M	45	A	32	B	48	A	39	B	42	A	46	A	252	42.0	A	1
2	DAVID JOHN MSEMO	M	44	A	33	B	46	A	43	A	39	B	45	A	250	41.7	A	2.5
3	DAUD SIMON MSHABAHA	M	44	A	32	B	48	A	41	A	43	A	42	A	250	41.7	A	2.5
4	ERICK WILLIAM KIMARIO	M	40	B	33	B	46	A	41	A	39	B	44	A	243	40.5	A	4
5	PASCHAL MODEST NGOMENI	M	37	B	36	B	44	A	36	B	44	A	43	A	240	40.0	B	5
6	VIVIEN DANIEL MCHOME	F	33	B	32	B	44	A	40	B	36	B	40	B	225	37.5	B	6
7	ROBERT LADISLAUS MGANGA	M	42	A	29	C	42	A	29	C	34	B	42	A	218	36.3	B	7
8	HERRY STEVEN SAMWEL	M	23	C	31	B	40	B	38	B	42	A	43	A	217	36.2	B	8.5
9	NEEMA AMOS OGUNYA	F	35	B	33	B	41	A	34	B	31	B	43	A	217	36.2	B	8.5
10	JOSEPH JOHN BISESE	M	32	B	32	B	37	B	34	B	40	B	40	B	215	35.8	B	10
11	REGINA METHOD SEBA	F	27	C	30	C	41	A	33	B	38	B	41	A	210	35.0	B	11
12	KELVIN SYLVESTER MWITA	M	19	D	34	B	45	A	33	B	31	B	41	A	203	33.8	B	12
13	QWEEEN PAUL MAGEZI	F	26	C	28	C	40	B	36	B	28	C	41	A	199	33.2	B	13
14	NASRI RAJABU MBESWA	M	28	C	29	C	37	B	28	C	37	B	37	B	196	32.7	B	14
15	CONSOLATA WILLIAM KIMARIO	F	26	C	31	B	41	A	32	B	28	C	35	B	193	32.2	B	15
16	ANASTAZIA WEREMA CHACHA	F	21	C	24	C	31	B	31	B	38	B	40	B	185	30.8	B	16.5
17	YUSTINA BENEDICT LUKONGE	F	20	D	29	C	42	A	26	C	26	C	42	A	185	30.8	B	16.5
18	DEBORA WEREMA CHACHA	F	28	C	30	C	38	B	27	C	27	C	33	B	183	30.5	B	18
19	FELICITYROSE DEOGLAS SHAKIULA	F	26	C	24	C	38	B	25	C	33	B	36	B	182	30.3	C	19
20	LULU PHILEMON SHELUTETE	F	12	D	25	C	38	B	37	B	31	B	38	B	181	30.2	C	20
21	BARAKA NYANSWE JOSEPH	M	25	C	31	B	30	C	27	C	28	C	35	B	176	29.3	C	21
22	SHIBITI GABRIEL LIMBE	M	19	D	28	C	34	B	32	B	33	B	28	C	174	29.0	C	22
23	IMELDA CHARLES MARTIN	F	14	D	23	C	42	A	28	C	22	C	44	A	173	28.8	C	23
24	DARHIA GODFREY PIUS	F	23	C	28	C	34	B	25	C	27	C	33	B	170	28.3	C	24.5
25	FAITH GILBERT MAGANGA	F	19	D	21	C	38	B	30	C	29	C	33	B	170	28.3	C	24.5

NO	NAME	SEX	MATH		KISW		ENG		SCI		SST		CME		TOTAL	AVG	GRADE	POS
26	LOREEN FREDY LEMA	F	21	C	22	C	40	B	18	D	22	C	37	B	160	26.7	C	26.5
27	PETRONILA VERNANT RWIZA	F	10	E	30	C	43	A	22	C	22	C	33	B	160	26.7	C	26.5
28	NISETHA LIBENTUS RUTA	F	20	D	29	C	32	B	21	C	27	C	29	C	158	26.3	C	28
29	STEVEN BRYSON UULIKI	M	15	D	24	C	33	B	22	C	32	B	29	C	155	25.8	C	29
30	JANINY NASOKO MPANGIRE	F	14	D	23	C	37	B	22	C	24	C	24	C	144	24.0	C	30
31	KIMBERLY STEVE EDWARD	F	8	E	29	C	37	B	23	C	16	D	24	C	137	22.8	C	31